

# Crosby® Kuplex®

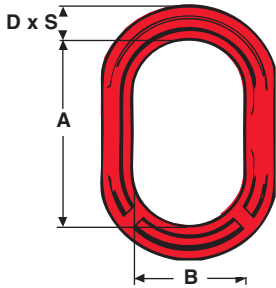
## Master Links

All Crosby KUPLEX components have strength characteristics that exceed those of the chain with which they are to be used.

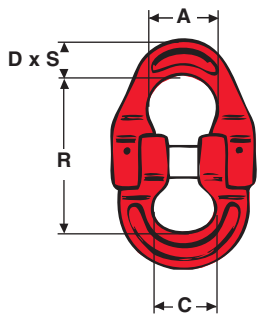
Each Crosby KUPLEX component has a reference which relates to one of the chain sizes listed on Page 429. Where the reference includes a number, e.g. KSS 10N, the number itself refers to the chain size with which it is to be used, in this case 10mm chain. Crosby KUPLEX 8+10 7mm components are able to accept 7mm and 8mm Grade 8 chain and are marked 7/8-8 accordingly. A component having a reference comprising letters only, e.g. KM-C, is a multipurpose component and in order to determine the relevant chain size it is necessary to refer to the appropriate table. All Crosby KUPLEX components are subjected to 100% non-destructive testing in accordance with BS EN 10228:1999 Part 1. Each Crosby KUPLEX component conforms in all respects with EN 1677.

### Crosby KUPLEX Master Links KM

Generous internal dimensions ensure that the KM series Master Links will fit on to a wide range of crane hooks. (For 3 and 4 leg slings, two KAL series Auxiliary Links must be attached or the KMML range utilized.)



| Crosby Stock No. | Reference | WLL (t) |      | Dimensions (mm) |     |    |    | Weight (kg) |
|------------------|-----------|---------|------|-----------------|-----|----|----|-------------|
|                  |           | 8       | 8+10 | A               | B   | D  | S  |             |
| 2780173          | KM-A      | 1.5     | 1.6  | 152             | 76  | 17 | 12 | .47         |
| 2780182          | KM-B      | 3.2     | 4.2  | 152             | 76  | 22 | 14 | .81         |
| 2780191          | KM-C      | 6.7     | 8.4  | 178             | 108 | 30 | 20 | 1.7         |
| 2780208          | KM-D      | 12.8    | 14   | 228             | 127 | 40 | 27 | 4.06        |
| 2780217          | KM-E      | 17      | 21.2 | 254             | 140 | 45 | 28 | 5.76        |
| 2780226          | KM-F      | 24.1    | 30   | 305             | 171 | 53 | 36 | 10.56       |
| 2780235          | KM-G      | 35.5    | 44   | 305             | 203 | 69 | 40 | 16.58       |
| 2780244          | KM-HN     | 46      | 57   | 340             | 210 | 74 | 48 | 22.02       |



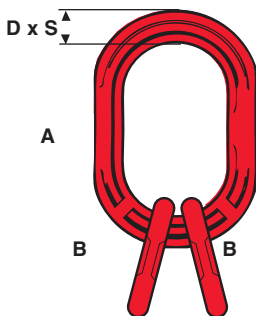
### Crosby KUPLEX Auxiliary Link KAL

Mechanically assembled link for three and four leg slings used in conjunction with a KM series Master Link.

| Crosby Stock No. | Reference | WLL (t) | Dimensions (mm) |    |          |    |    | Weight (kg) |
|------------------|-----------|---------|-----------------|----|----------|----|----|-------------|
|                  |           |         | R               | C  | A (dia.) | D  | S  |             |
| 2780253          | KAL7      | 3.2     | 79              | 31 | 34       | 17 | 12 | .52         |
| 2780262          | KAL10     | 6.4     | 110             | 44 | 46       | 24 | 17 | 1.74        |
| 2780271          | KAL13     | 10.8    | 143             | 57 | 60       | 30 | 21 | 2.89        |
| 2780280          | KAL16     | 16      | 187             | 71 | 76       | 37 | 26 | 6           |
| 2780299          | KAL19     | 23      | 232             | 90 | 90       | 44 | 31 | 10.25       |


### Crosby KUPLEX Litalink KMML

A cost-effective alternative to the KM/KAL assembly for three leg and four leg slings designed for use only under the uniform load method of working load rating for general use. \* All welded construction.



| Crosby Stock No. | Reference | WLL (t) |      | Dimensions (mm) |           |               |          | Weight (kg) |
|------------------|-----------|---------|------|-----------------|-----------|---------------|----------|-------------|
|                  |           | 8       | 8+10 | Link A          | Link B    | Section D x S | B (dia.) |             |
| 2780306          | KMML7     | 3.2     | 4.2  | 152 x 76        | 63 x 34   | 22 x 14       | 13       | 1.15        |
| 2780315          | KMML10    | 6.7     | 8.4  | 178 x 108       | 86 x 44   | 30 x 20       | 20       | 2.9         |
| 2780324          | KMML13    | 12.8    | 14   | 228 x 127       | 113 x 70  | 40 x 27       | 26       | 6.18        |
| 2780333          | KMML16    | 17      | 21.2 | 254 x 140       | 135 x 70  | 45 x 28       | 32.5     | 10.76       |
| 2780342          | KMML19    | 23.6    | 30   | 305 x 171       | 155 x 85  | 53 x 36       | 38       | 20          |
| 2780351          | KMML23    | 35.5    | 44   | 305 x 203       | 175 x 105 | 69 x 40       | 47       | 35          |
| 2780360          | KMML26    | 45      | 57   | 340 x 210       | 220 x 135 | 74 x 48       | 55       | 48          |
| 2780379          | *KMML32   | 67      | 85   | 406 x 228       | 254 x 127 | 70 x 70       | 57       | 71          |

### Crosby KUPLEX KM Series Usage Table



| Crosby Stock No. | Reference | Single Leg |       | Two Leg |       | Three/Four Leg |      |
|------------------|-----------|------------|-------|---------|-------|----------------|------|
|                  |           | 8          | 8+10  | 8       | 8+10  | 8              | 8+10 |
| 2780173          | KM-A      | 7          | -     | -       | -     | -              | -    |
| 2780182          | KM-B      | 8/10       | 7/10  | 7/8     | 7     | 7              | 7/8  |
| 2780191          | KM-C      | 13         | 13    | 10      | 10    | 8/10           | 10   |
| 2780208          | KM-D      | 16/19      | 16/19 | 13/16   | 13/16 | 13             | 13   |
| 2780217          | KM-E      | 23         | 23    | 19      | 19    | 16             | 16   |
| 2780226          | KM-F      | 26         | 26    | 23      | 23    | 19             | 19   |
| 2780235          | KM-G      | 32         | 32    | 26      | 26    | -              | -    |
| 2780244          | KM-HN     | 32         | 32    | 32      | 32    | -              | -    |