


# Crosby® Kuplex®

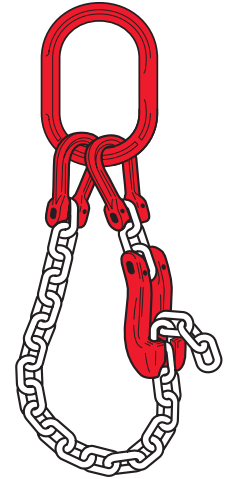
## Three Leg Slings



Three Leg fitted with KHN L Sling Hooks



Three Leg fitted with KSC-N Shortening Clutches and KHN L Sling Hooks



KSC Shortening Clutch in use. Basket configuration

### Master Links



KMML  
7mm - 32mm



KM  
7mm - 32mm



KAL  
7mm - 19mm

### Kupler



K N  
7mm - 32mm

### Shortening Clutch



KSC N  
7mm - 19mm

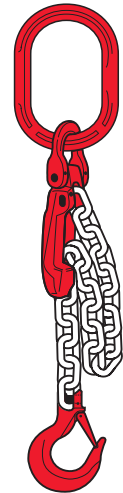


KSC  
7mm - 32mm

## Terminal Fittings - Availability Chart

| Chain Dia. (mm) | Grade | Working Load Limit (t.) |       |       |       |      |      |       |       |       |       |      |      |
|-----------------|-------|-------------------------|-------|-------|-------|------|------|-------|-------|-------|-------|------|------|
|                 |       | KHN L                   | KHX C | KHX E | KHX S | KC N | KF N | KHW N | KDN N | KDL N | KSS N | KS N | TL N |
| 7               | 8     | 3.15                    | 3.15  | 3.15  | 3.15  | 3.15 | 3.15 | 3.15  | 3.15  | 3.15  | 3.15  | 3.15 | 3.15 |
| 7               | 10    | 4.2                     | 4.2   | 4.2   | 4.2   | 4.2  | 4.2  | 4.2   | 4.2   | 4.2   | 4.2   | 4.2  | -    |
| 8               | 8     | 4.2                     | 4.2   | 4.2   | 4.2   | 4.2  | 4.2  | 4.2   | 4.2   | 4.2   | 4.2   | 4.2  | 4.2  |
| 10              | 8     | 6.7                     | 6.7   | 6.7   | 6.7   | 6.7  | 6.7  | 6.7   | 6.7   | 6.7   | 6.7   | 6.7  | 6.7  |
| 10              | 10    | 8.4                     | 8.4   | 8.4   | 8.4   | 8.4  | 8.4  | 8.4   | 8.4   | 8.4   | 8.4   | 8.4  | -    |
| 13              | 8     | 11.2                    | 11.2  | 11.2  | 11.2  | 11.2 | 11.2 | 11.2  | 11.2  | 11.2  | 11.2  | 11.2 | 11.2 |
| 13              | 10    | 14                      | 14    | 14    | 14    | 14   | 14   | 14    | 14    | 14    | 14    | 14   | -    |
| 16              | 8     | 17                      | 17    | 17    | -     | 17   | 17   | 17    | 17    | 17    | 17    | 17   | 17   |
| 16              | 10    | 21.2                    | 21.2  | 21.2  | -     | 21.2 | 21.2 | 21.2  | 21.2  | 21.2  | 21.2  | 21.2 | -    |
| 19              | 8     | 23.6                    | -     | 23.6  | -     | 23.6 | 23.6 | -     | -     | 23.6  | 23.6  | -    | 23.6 |
| 19              | 10    | 30                      | -     | 30    | -     | 30   | 30   | -     | -     | 30    | 30    | -    | -    |
| 23              | 8     | 35.5                    | -     | 35.5  | -     | -    | 35.5 | -     | -     | -     | 35.5  | -    | 35.5 |
| 23              | 10    | 44                      | -     | 44    | -     | -    | 44   | -     | -     | -     | 44    | -    | -    |
| 26              | 8     | 45                      | -     | -     | -     | -    | -    | -     | -     | -     | 45    | -    | 45   |
| 26              | 10    | 57                      | -     | -     | -     | -    | -    | -     | -     | -     | 57    | -    | -    |
| 32              | 8     | 67                      | -     | -     | -     | -    | -    | -     | -     | -     | -     | -    | 67   |
| 32              | 10    | 85                      | -     | -     | -     | -    | -    | -     | -     | -     | -     | -    | -    |

Working Load Limits are for Three Leg Slings at 0° to 45°



KSC N Shortening Clutch in use

Note that the loaded end of the chain must come out of the bottom of both types of clutch.